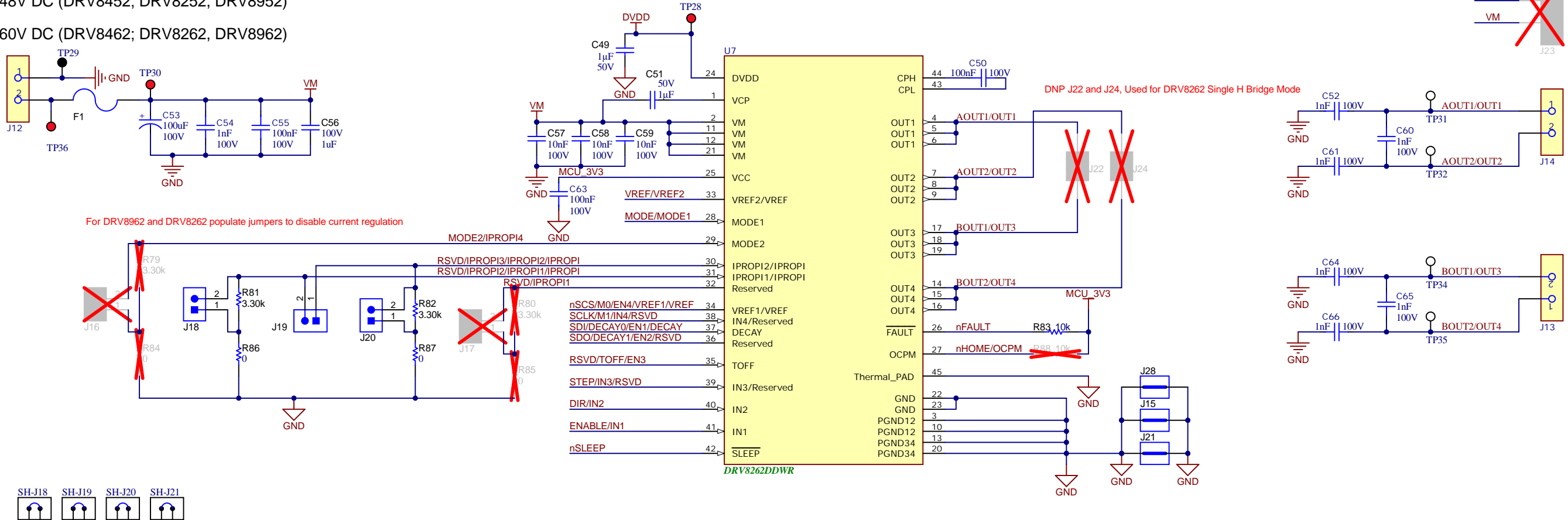
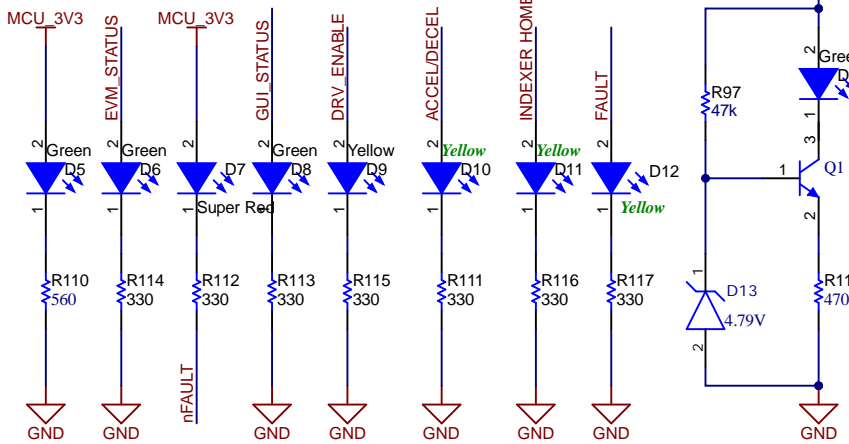


Motor Driver

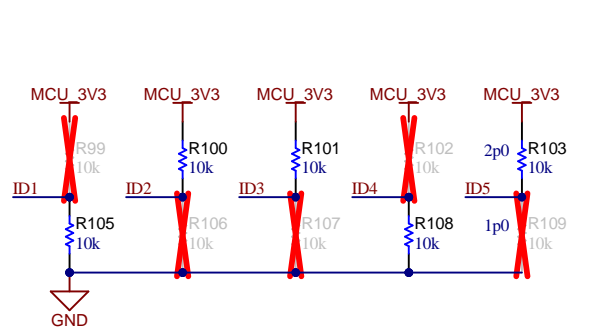
4.5 - 48V DC (DRV8452; DRV8252, DRV8952)
4.5 - 60V DC (DRV8462; DRV8262, DRV8962)



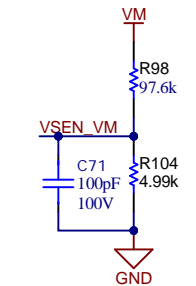
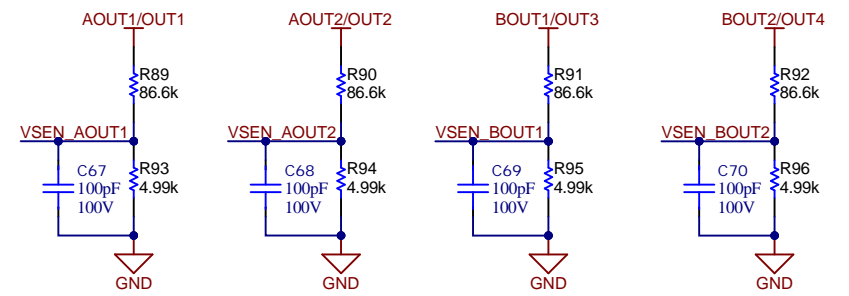
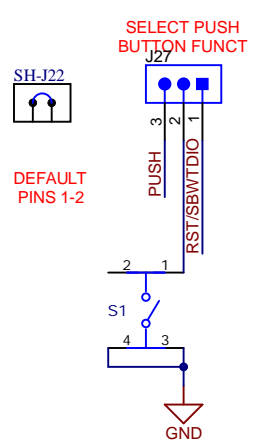
LEDS



ID



BUTTON

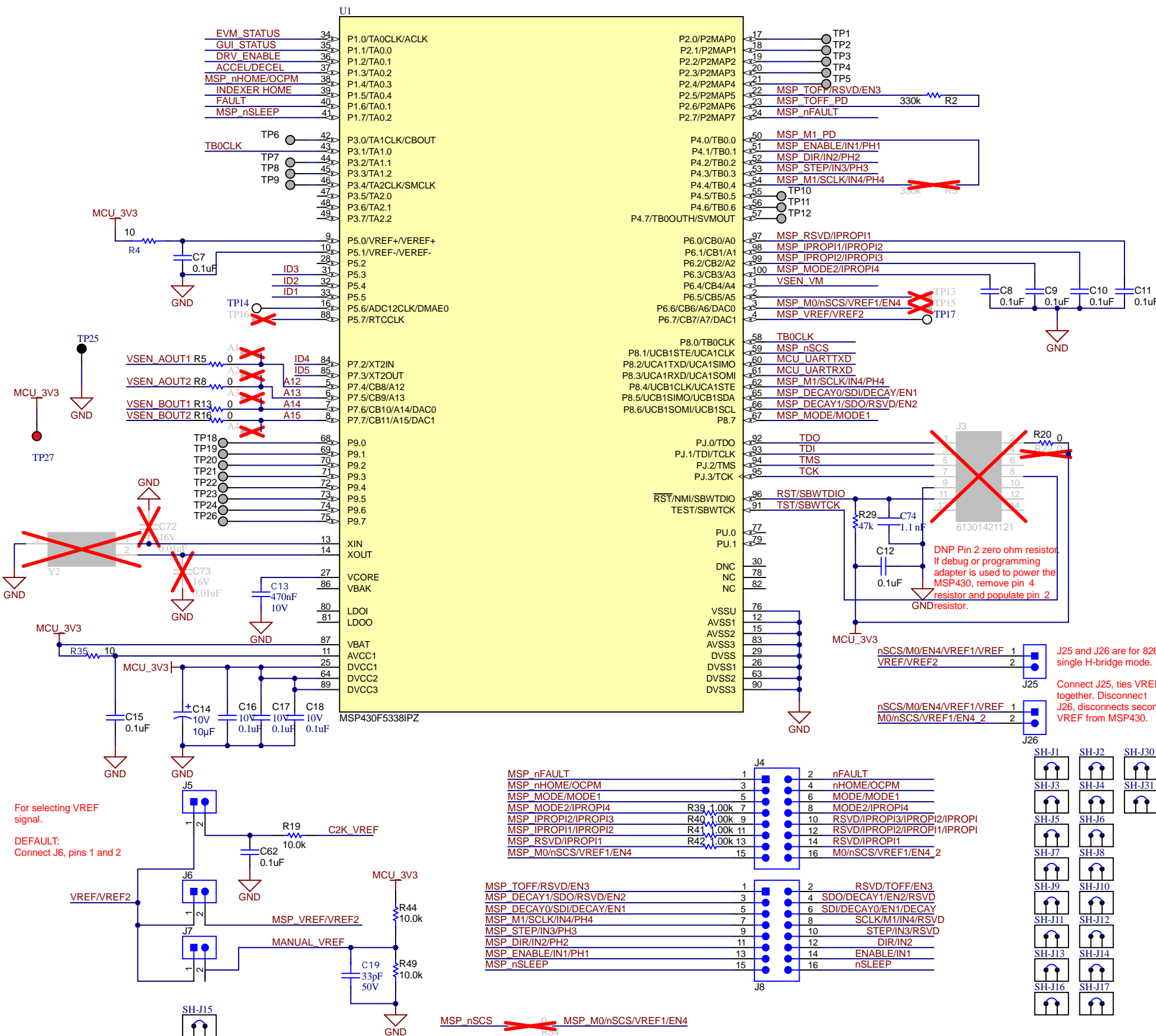


Orderable: DRV8262EVM	Designed for: Public Release	Mod. Date: 6/8/2023
TID #: N/A	Project Title: DRV8452EVM	
Number: MD040	Rev: A	Sheet Title:
SVN Rev: Not in version control	Assembly Variant: 006	Sheet: 2 of 3
Drawn By:	File: MD040_Motor_Driver_RevA.SchDoc	Size: B
Engineer: Pedro Arango Ramirez	Contact: http://www.ti.com/support	

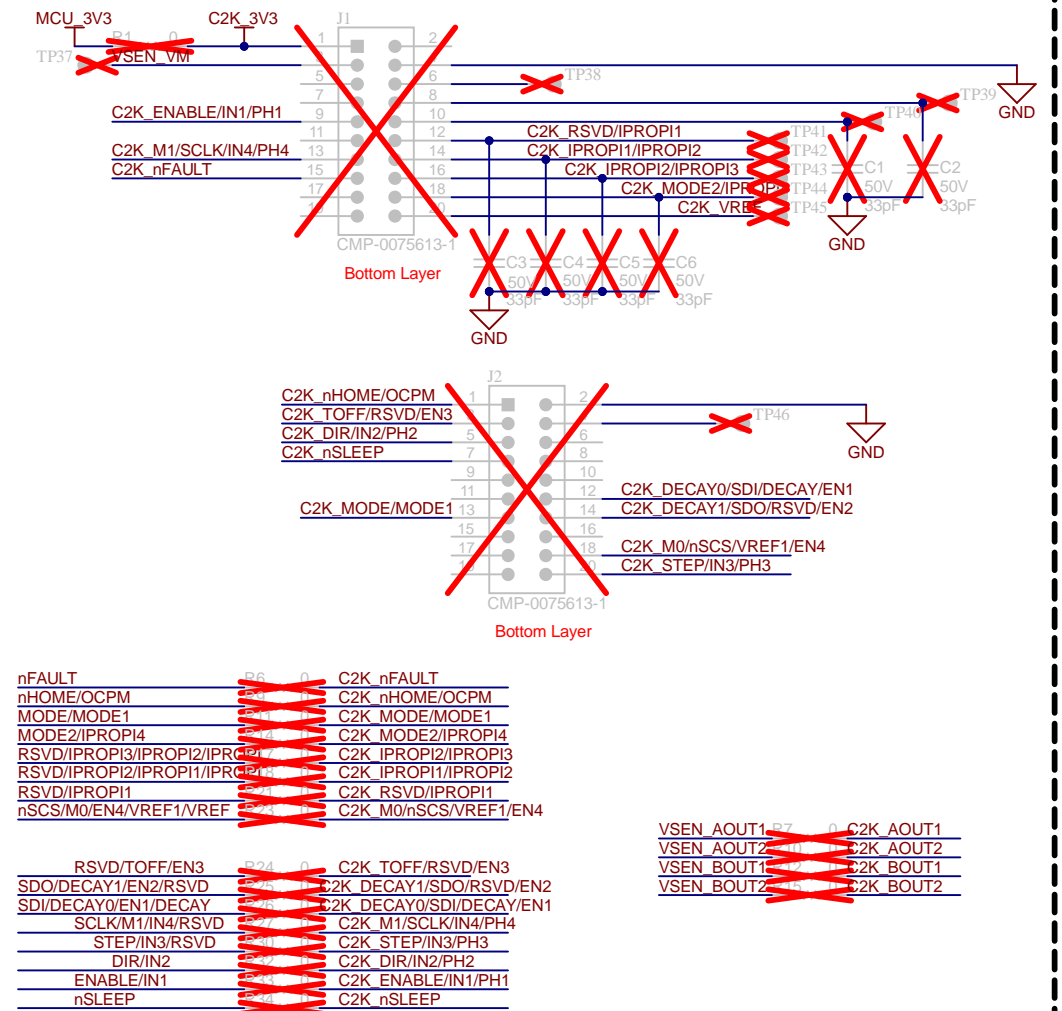
TEXAS INSTRUMENTS
http://www.ti.com
© Texas Instruments 2022

Texas Instruments and/or its licensors do not warrant the accuracy or completeness of this specification or any information contained therein. Texas Instruments and/or its licensors do not warrant that this design will meet the specifications, will be suitable for your application or fit for any particular purpose, or will operate in an implementation. Texas Instruments and/or its licensors do not warrant that the design is production worthy. You should completely validate and test your design implementation to confirm the system functionality for your application.

MSP430F5338

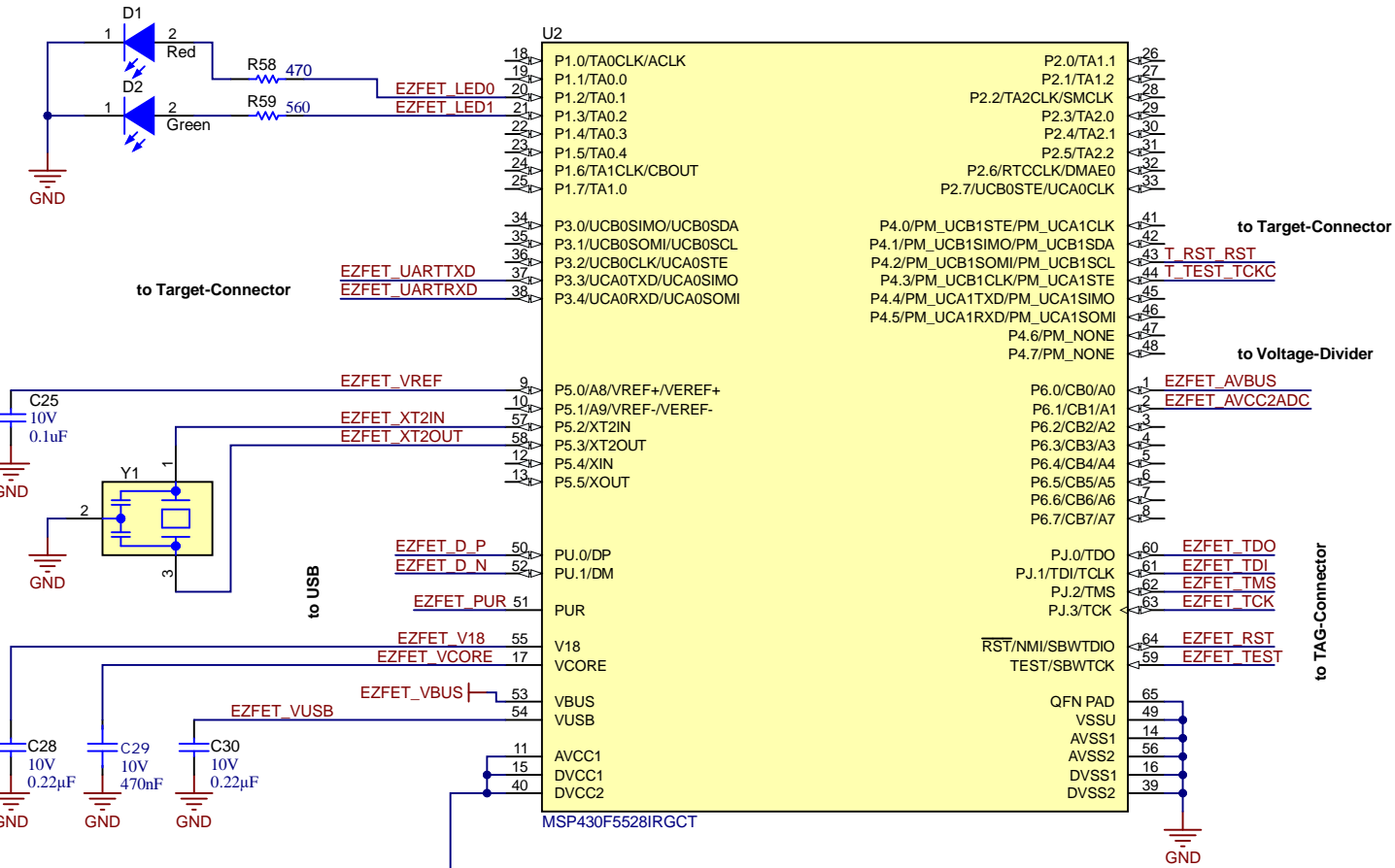


C2000 (LAUNCHXL-F280025C) connectors !

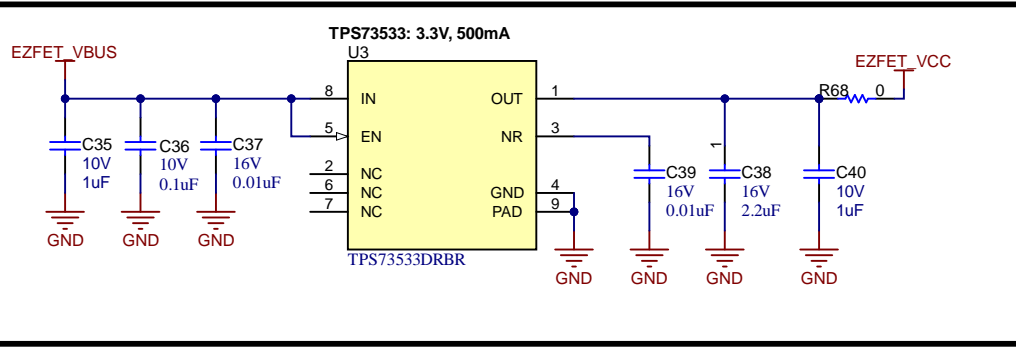


Orderable: DRV8262EVM	Designed for: Public Release	Mod. Date: 6/8/2023	
TID #: N/A	Project Title: DRV8452EVM		
Number: MD040	Rev: A	Sheet Title:	
SVN Rev: Not in version control	Assembly Variant: 006	Sheet: 2 of 3	
Drawn By:	File: MD040_Motor_control_RevA.SchDoc	Size: B	
Engineer: Pedro Arango Ramirez	Contact: http://www.ti.com/support	http://www.ti.com	© Texas Instruments 2022

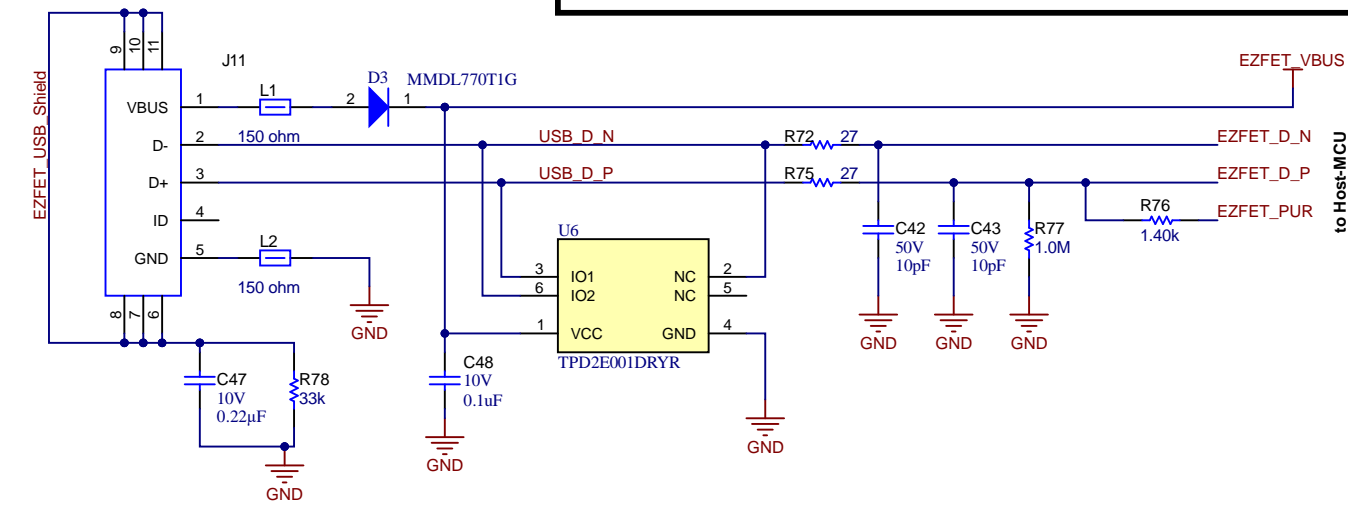
Host MCU for Emulation



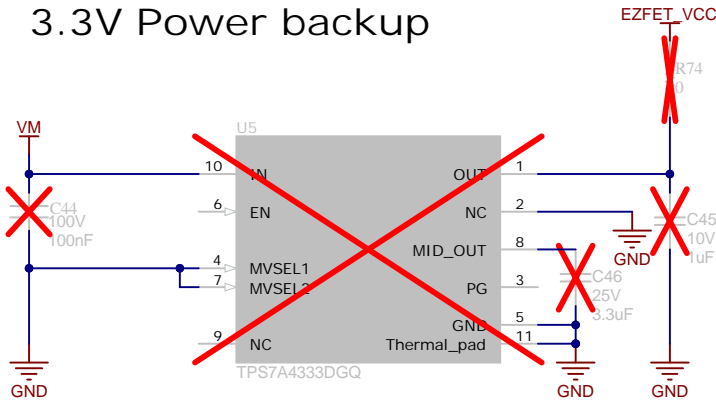
3.3V Power (EZFET_VCC)



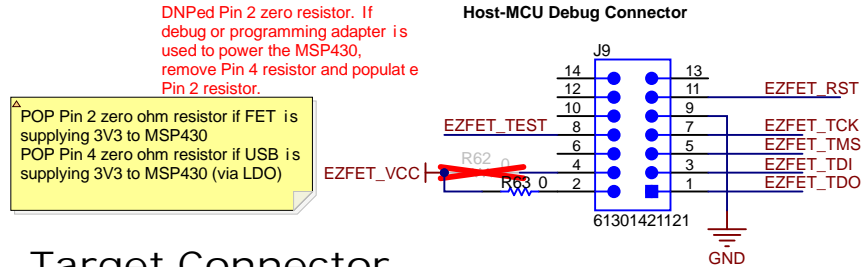
USB-Interface



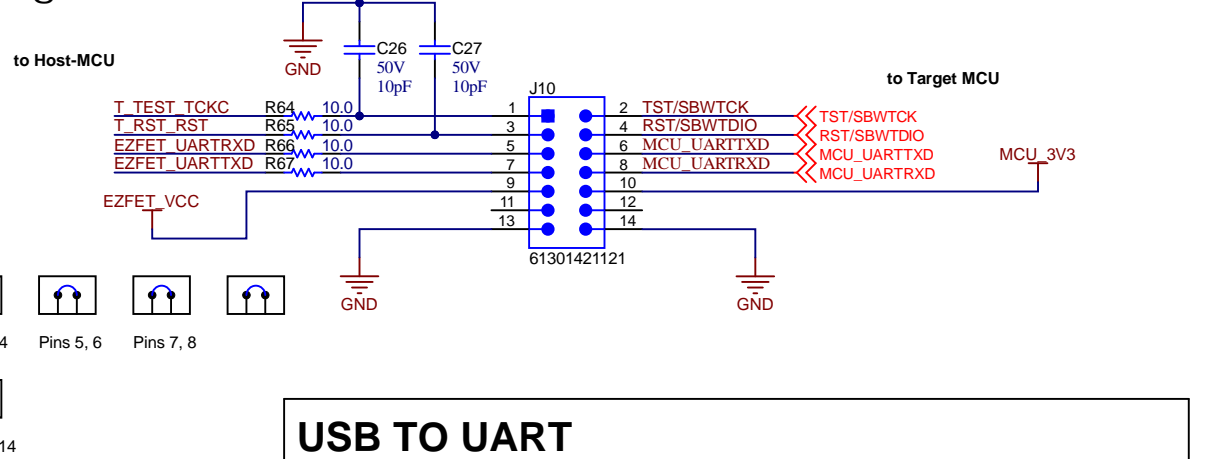
3.3V Power backup



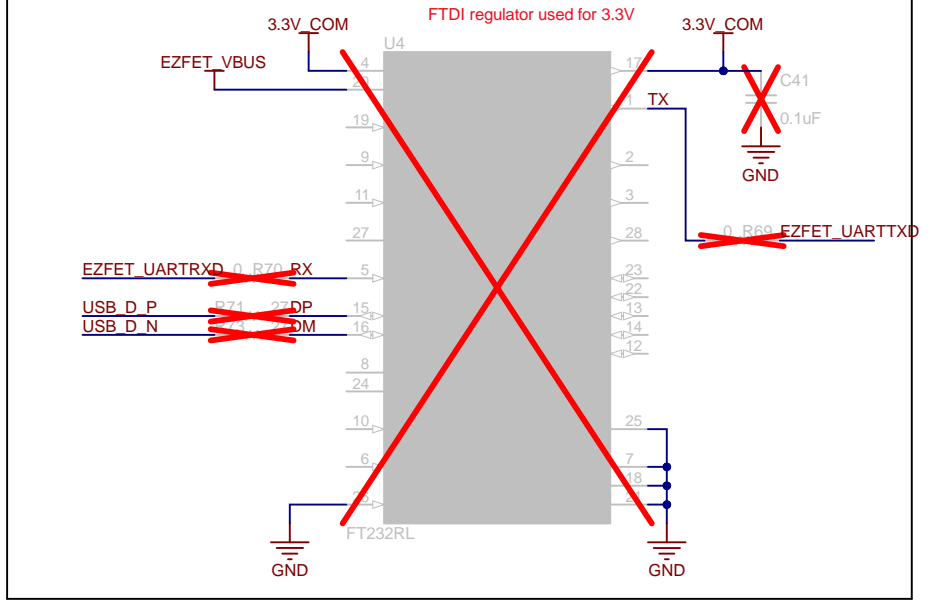
JTAG-Connector (Host Debug)



Target Connector

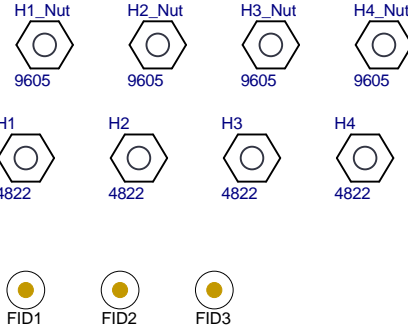


USB TO UART



Texas Instruments and/or its licensors do not warrant the accuracy or completeness of this specification or any information contained therein. Texas Instruments and/or its licensors do not warrant that this design will meet the specifications, will be suitable for your application or fit for any particular purpose, or will operate in an implementation. Texas Instruments and/or its licensors do not warrant that the design is production worthy. You should completely validate and test your design implementation to confirm the system functionality for your application.

Orderable: DRV8262EVM	Designed for: Public Release	Mod. Date: 6/8/2023	 TEXAS INSTRUMENTS
TID #: N/A	Project Title: DRV8452EVM		
Number: MD040	Rev: A	Sheet Title:	
SVN Rev: Not in version control	Assembly Variant: 006	Sheet: 2 of 3	
Drawn By:	File: MD040_ezFET_RevA.SchDoc	Size: B	
Engineer: Pedro Arango Ramirez	Contact: http://www.ti.com/support		http://www.ti.com © Texas Instruments 2022



PCB Number: MD040

PCB Rev: A

PCB

LOGO

Texas Instruments



PCB

LOGO

FCC disclaimer

PCB

LOGO

WEEE logo



CAUTION HOT SURFACE



CAUTION HOT SURFACE

PCB

LOGO

CAUTION. READ USER GUIDE BEFORE USE

LBL1

PCB Label

THT-14-423-10

Size: 0.65" x 0.20 "

ZZ1

Label Assembly Note

This Assembly Note is for PCB labels only

ZZ2

Assembly Note

These assemblies are ESD sensitive, ESD precautions shall be observed.

ZZ3

Assembly Note

These assemblies must be clean and free from flux and all contaminants. Use of no clean flux is not acceptable.

ZZ4

Assembly Note

These assemblies must comply with workmanship standards IPC-A-610 Class 2, unless otherwise specified.

Variant/Label Table	
Variant	Label Text
001	DRV8452EVM
002	DRV8462EVM
003	DRV8952EVM
004	DRV8962EVM
005	DRV8252EVM
006	DRV8262EVM
007	DRV8461EVM

Texas Instruments and/or its licensors do not warrant the accuracy or completeness of this specification or any information contained therein. Texas Instruments and/or its licensors do not warrant that this design will meet the specifications, will be suitable for your application or fit for any particular purpose, or will operate in an implementation. Texas Instruments and/or its licensors do not warrant that the design is production worthy. You should completely validate and test your design implementation to confirm the system functionality for your application.